

Frequently Asked Questions

Which devices are compatible?

Almost all devices are now compatible. View listing: help.overdrive.com/#devices

How many books can I check out at once?

10 item check out limit & 10 item hold limit.

How long is the lending period?

The default is set at 7 days but you may be able to choose up to 21 days in your account settings.

What happens when that time is up?

When the lending period end, the eBook link will expire. You don't need to return the book, but you can by tapping the title in your bookshelf.




Can I renew items?

Yes, under the titles in your bookshelf is an option to renew, if others don't have a hold on the title.

What is my pin number?

Contact your library for your pin number.

Help is Available

Wisconsin Public Library Consortium consists of libraries across the state that are committed to providing digital content to the Wisconsin's Digital Library. Great help tips are available on the site dbooks.wplc.info. Look for the  Help button.

From the [Help link](#) you will specific help topics:



Help: how to videos, FAQ and more



Applications: download required software



Recommend to Library: Suggest titles to the library



Support: For more help contact support

Still have questions? Please ask us at the information desk.

Gays Mills Public Library

16381 State Hwy 131

Gays Mills, WI 54631 (735-4331)

Gays Mills Public Library gratefully acknowledges Delafield Public Library for sharing their digital downloading guide

Library eBooks Tablets, Smart Phones, and Kindle Fire

WPLC Wisconsin Public Library Consortium

**Wisconsin's
Digital Library**
powered by
OverDrive



What do I need to get started?

To download titles you will need

- ◆ Internet access
- ◆ Library card and PIN

Call or visit your library for PIN number

How do I find library ebooks?

Visit the Wisconsin Public Library Consortium's web site at:

dbooks.wplc.info

Downloading eBooks to Tablets and Mobile Devices

GETTING STARTED

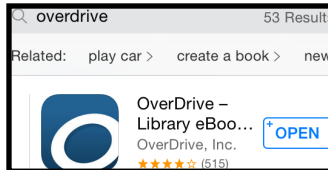
1. Visit the App Store or



2. Search

For the OverDrive App

3. Install



LOGGING IN

1. Sign in or create an account
2. Open the menu and click **add a library**.
3. Search or browse for your library. Select the correct library system from the results.
4. Click **sign-in** at the top right, to login with your library.
5. Choose your library from drop down. Then enter card and pin number.* Check the box for "remember my login..."

*Please call your library for your pin number.

SEARCHING FOR BOOKS

1. Click the **magnifying glass** to search for title or author



2. Click the **menu** to browse a collection



3. Click **advanced search** to limit search parameters (e.g. subject,

Advanced Search

4. When you find a book, click the book icon in the corner.



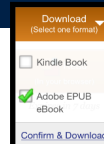
A grayed out book is unavailable but may be placed on hold

5. Then click borrow

Borrow

DOWNLOADING eBooks

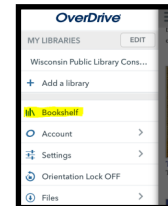
1. Click the **download** drop down menu to choose format.* And click confirm and download. Or you can choose to read in your browser.



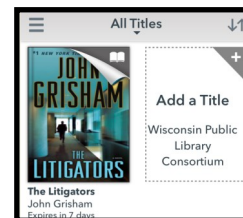
2. Go to your **book shelf** by clicking the **menu** in the top left hand corner



3. Your title will be in your book shelf and begin to download.



4. Once the title is finished downloading, tap the cover to begin reading.



*Choosing **kindle book** will take you to amazon and out of overdrive, an amazon account is required for check-out.

ADDITIONAL TIPS...

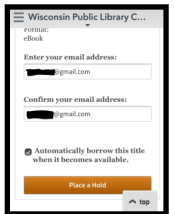
1. **Placing a book on hold**

When a book isn't readily available, a grayed out book will appear in the corner. Click the **gray book** and then click **Place a Hold**



Place a Hold

2. On the next screen, enter your email address and click place a hold to reserve your place. You will receive an email from donotreply@overdrive.com when your title is available.



1. **Changing the lending period.**


Log into your account on the overdrive website dbooks.wplc.info In the top right corner click **Account**.



2. In the right hand column click **settings**.



3. In the center of the page are options for different lending periods.



1. **How to download Audiobooks**

Follow the same process except you are looking for titles with headphones



You may also download Kindle eBooks by downloading the free Kindle Reading App and using your amazon.com account.

